


The trusted value of OSRAM Digital Systems continues with Inventronics Global – where experience meets innovation.

IT DALI 75/220-240/1A4 LT2 L (NEW)

ICUTRONIC Intelligent – DALI LEDset LT2 (SELV) | Linear constant current LED driver – Dimmable



Product family features

- Line frequency: 0 Hz | 50 Hz | 60 Hz
- With Touch DIM and Corridor Function
- Supply voltage: 220...240 V
- Available with output current range: up to 2,100 mA
- SELV driver
- Constant Lumen Output (CLO)
- Versatile scope of application due to output power range of up to 100 W
- IP rating: IP20

Product family benefits

- DALI-2 certified
- Fully programmable via software (DALI Interface)
- Flexible current setting (RSet)
- Lifetime: up to 100,000 h (temperature at $T_c = 65^\circ\text{C}$, max. 10 % failure rate)
- High-quality dimming of 3...100 % by amplitude dimming
- Wide operating range
- High quality of light thanks to <3% output ripple current
- High efficiency
- Fulfill safety requirement due to overload, overtemperature, Hot Plug protection
- Non-isolated driver
- Small, slim white metal housing (W)30 x (H)21 mm

Areas of application

- Linear and area lighting
- Linear lighting for office, education, industry, storage areas and retail
- Installation in emergency lighting systems according to IEC 61347-2-13, appendix J, except those used in high-risk task areas, i.e. those systems must not be used in workplaces where operators and other occupants of the premises are involved in potentially dangerous processes or situations.
- Suitable for luminaires of protection class I
- Suitable for emergency light installations

Technical data

Electrical data

Nominal input voltage	220...240 V
Mains frequency	50Hz/60Hz/0 Hz
Input voltage AC	198...264 V ¹⁾
Input voltage DC	176...276 V
Nominal input current at 230 V	0.38 A
Total harmonic distortion	< 10 %
Power factor λ	0.71C...0.99 ²⁾
Efficiency in full-load	91.6 % ³⁾
Device power loss	8.5 W ⁴⁾
Networked standby power	<0.40 W ³⁾
Inrush current	38.2 A ⁵⁾
Max. ECG no. on circuit breaker 10 A (B)	13
Max. ECG no. on circuit breaker 16 A (B)	21
Surge capability (L-N)	1 kV
Surge capability (L/N-Ground)	2 kV ⁶⁾
Protective conductor current	0.21 mA
Nominal output voltage	20...54 V
U-OUT (working voltage)	< 60 V
Nominal output current	600...1400 mA
Minimum output current	600 mA
Default output current	600 mA
Output current tolerance	± 5 %
Output ripple current (100 Hz)	< 3 % ⁷⁾
Output PSTLM	<1
Output SVM	<0.4
Output current LEDset open	600 mA ⁸⁾
Output current LEDset shorted	1400 mA
Nominal output power	12...75 W
Maximum output power	75 W

1) AC or RAC

2) Full load, 220...240 V, 50 Hz / see graphs

3) at 230 V, 50 Hz

4) Maximum / At 230 V, full load

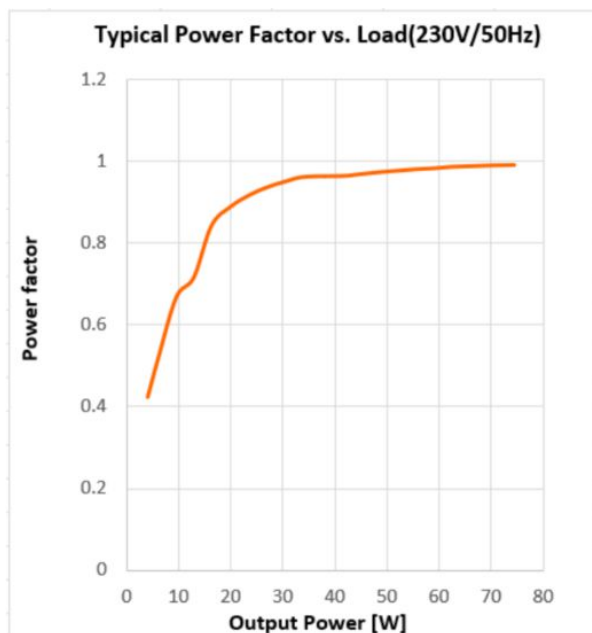
5) $t_h = 161 \mu s$

6) L/N – PE acc to EN 61547 Clause 5.7

7) 100 Hz., low freq. ripple is negligible

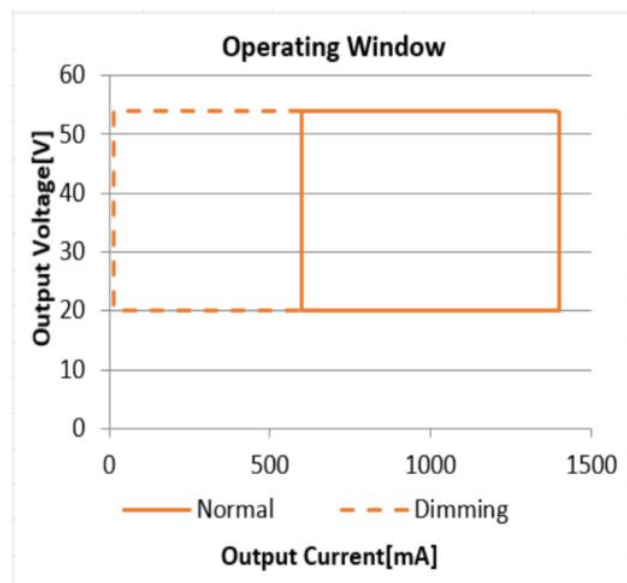
8) LEDset vs LEDsetGND open

Typical Power Factor v Load



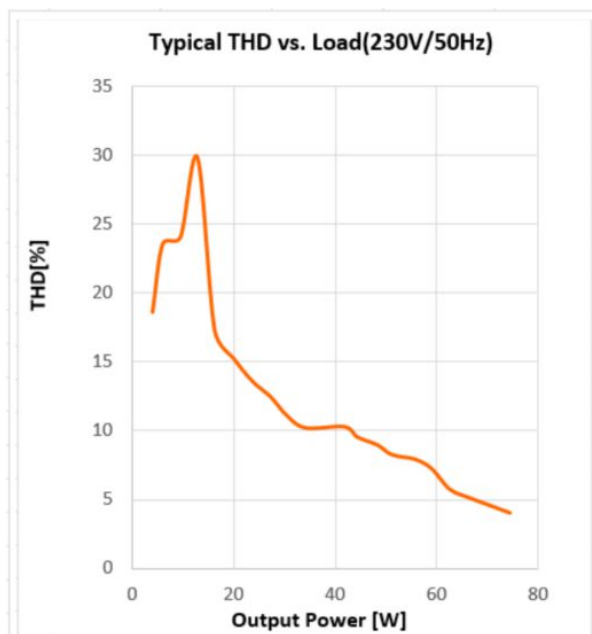
Typical Power Factor vs. Load-IT DALI 75 220-240 LT2 L

Operating Window



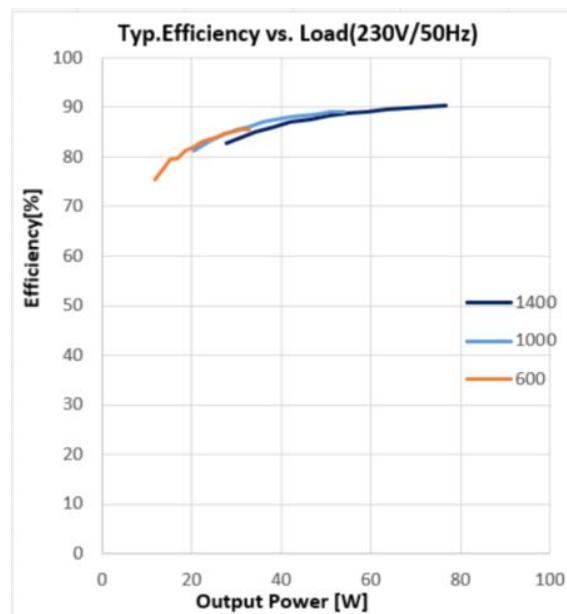
Operation Window-IT DALI 75 220-240 LT2 L

Typical THD v Load




Typical THD vs Load-IT DALI 75 220-240 LT2 L

Typical Efficiency v Load 230 V 50 Hz



Typical Efficiency Vs. Load-IT DALI 75 220-240 LT2 L

Dimensions & weight



Product weight	213.60 g
Length	280.0 mm
Width	30.0 mm
Height	21.0 mm
Mounting hole spacing, length	270.0 mm
Cable cross-section, input side	0.5...1.5 mm ^{2 1)}
Cable cross-section, output side	0.5...1.5 mm ^{2 1)}
Wire preparation length, input side	8.0...9.0 mm
Wire preparation length, output side	8.0...9.0 mm

1) Solid/ Flexible Leads

Colors & materials

Casing material	Metal
Product color	White

Temperatures & operating conditions

Ambient temperature range	-25...+50 °C
Maximum temperature at tc test point	85 °C ¹⁾
Max.housing temperature in case of fault	110 °C
Temperature range at storage	-25...50 °C
Permitted rel. humidity during operation	5...85 % ²⁾
Permitted relative humidity at storage	5...85 %

1) Measured on tc point indicated of the product label.

2) Maximum 56 days/year at 85 %

Lifespan

ECG lifetime	50000 h / 100000 h ¹⁾
--------------	----------------------------------

1) At T_c = 85°C / 10% failure rate / At T_c = 65°C / 10% failure rate

Additional product data

Predecessor EAN	4062172126250
-----------------	---------------

Capabilities

Programming interface	DALI - 2
Control interface	DALI-2
Dimmable	Yes
Dimming interface	DALI-2 / Touch DIM / LEDset / Corridor
Dimming range	3...100 %
Dimming method	Full analogue dimming
DALI-2 Diagnostic Data	No
DALI-2 Energy Data	No
Constant lumen function	Programmable
LEDset	Yes
Max. cable length to lamp/LED module	2.0 m ¹⁾
Suitable for fixtures with prot. class	I
Suitable for emergency lighting	Yes
EL DC detection selectable	Yes
EL EOFi – default value	EOFi = 0.09, @Ta=80°C, no hazard EOFi = 0.49, @Ta=50°C, no hazard
EL EOFi – rated value	15...50 %
Type of connection, input side	Push terminal
Type of connection, output side	Push terminal
Number of channels	1
Overheating protection	Automatic reversible
Overload protection	Automatic reversible
Short-circuit protection	Automatic reversible
Intended for no-load operation	No
No-load proof	Yes

1) Output wires must be routed as close as possible to each other

Programming

Programming device	DALI magic
Tuner4TRONIC Field App	Yes

Programmable features

DALI Settings	Yes
DALI-2 Luminaire Data	No
TouchDIM + Sensor	No
Dim to Dark	No
Driver Guard	Yes
Emergency Mode	Yes

Certificates & standards

Approval marks – approval	CE / ENEC / CCC / BIS / RCM / DALI-2 / EL ¹⁾
Standards	IEC 61347-1 / IEC 61347-2-13 / IEC 62384 / IEC 61000-3-2 / IEC 61000-3-3 / IEC 61547 / CISPR 15
Type of protection	IP20

1) In preparation

Logistical data

Commodity code	85044083900
----------------	-------------

Environmental information

Information according Art. 33 of EU Regulation (EC) 1907/2006 (REACH)	
Date of Declaration	26-05-2025
Candidate List Substance 1	Lead
Primary Article Identifier	6977770430457
CAS No. of substance 1	7439-92-1
Declaration No. in SCIP database	In work
SCIP_STATUS	In work
SCIP_ID	

Ecodesign regulation information:

Intended for use with LED modules.

The forward voltage of the LED light source shall be within the defined operating window of the control gear in all operating conditions including dimming if applicable.

Separate control gear and light sources must be disposed of at certified disposal companies in accordance with Directive 2012/19/EU (WEEE) in the EU and with Waste Electrical and Electronic Equipment (WEEE) Regulations 2013 in the UK. For this purpose, collection points for recycling centres and take-back systems (CRSO) are available from retailers or private disposal companies, which accept separate control gear and light sources free of charge. In this way, raw materials are conserved and materials are recycled.

Additional product information

- The lamp control gear relies upon the luminaire enclosure for protection against accidental contact with live parts.
- Hot plug-in or secondary switching of LEDs is not permitted and may cause a very high current to the LEDs.
- Over temperature protection: the driver is protected against temporary overheating by shutting down until the overheating eliminated; Auto-reversible when temperature back to normal;
- The control gear is not intended for use in luminaires for high-risk task area lighting.

Download Data

File		
Certificates	PDF	▶ IT DALI LT2 L CB DE1 69546 110325
Certificates	PDF	▶ IT DALI LT2 L ENEC 40058248 110325
Certificates	PDF	▶ IT DALI LT2 L CCC 2025011002764812 260325
CAD data 3-dim	UNKNOWN	▶ IT DALI LT2 L_3D
Mandatory Publications	PDF	▶ IT DALI LT2 L CE 4169152 00 180325
User instruction	PDF	▶ UI IT DALI LT2 L

Logistical Data

Product code	Product description	Packaging unit (Pieces/Unit)	Dimensions (length x width x height)	Volume	Gross weight
6977770430457 INVENTRONICS	IT DALI 75/220-240/1A4 LT2 L	Shipping carton box 20 Pieces	305 x 161 x 104 mm	5.11 dm ³	222.45 g

The mentioned product code describes the smallest quantity unit which can be ordered. One shipping unit can contain one or more single products. When placing an order, for the quantity please enter single or multiples of a shipping unit

Disclaimer

Subject to change without notice. Errors and omission excepted. Always make sure to use the most recent release.